



BASKETRY BADGE FOR SISTER CLUBS

This badge may be substituted for the Basketry Badge from the *Discovery Studio*. There are four lesson pages for the girls and four Counselor Helps pages. The intent of this badge is to help girls learn about baskets, Africa, and prayer.

How to use this material with your Sister Club:

- Do one lesson at each meeting for four sessions in a row. Choose at least one supplemental activity.
- Do all lessons in one setting – a regular meeting or a special Zambia event. Pray for the concerns after completing all the lessons. Do supplemental activities in between lessons.
- Send the sheets home with the girls to do on their own or with a family member. Ask girls to write out their prayers and to do at least one supplemental activity.

Begin your session(s) with Ephesians 1:16. Paul said to fellow believers in Ephesus -

I have not stopped giving thanks for you, remembering you in my prayers.

Encourage the girls to be thankful for the partnership your club has with your Sister Club. Remind the girls that their sisters in Africa are praying for them.

Supplemental Activities:

- Make baskets. Check your local craft store for kits or order Camp Basket kits at http://basketweaving.com/shopsite_sc/store/html/page13.html. Or make a basket from a strawberry box. Weave colorful satin ribbons through the rows of plastic, tying ends to the box. Create a fancy handle with beads and chenille wire. Place a square of satin fabric in the box.
- Invite a basket weaver or distributor of baskets to club to demonstrate how baskets are made. Prepare questions in advance for the visitor.
- Play the Human Knot Game. Ask 7-16 girls to form a circle, shoulder-to-shoulder. Have them each place a hand in the middle of the circle and to grasp another hand. Then ask the girls to put their other hand in the middle, grasp a different person's hand. Explain that what you'd like them to do is untangle themselves into a circle, **without letting go of hands**. Girls may change their grip so as to be more comfortable, but they are not to unclasp and re-clasp so as to undo the knot. Be prepared to see little progress for quite some time (up to 10 minutes). However, once the initial unfolding happens, the pace towards the final solution usually quickens. Most of the time a full circle falls out, but occasionally there are two or even three interlocking circles.
- Story Weave. Create a story together as each girl adds a sentence to an opening statement:
One day a girl wove a giant basket because she wanted to...
Once upon a time a girl discovered a tiny basket that...
- Sketch a basket you would make, if you were a basket weaver. Describe its uses.

Baskets in Africa

Lesson 1: (Girls)

1. Each of these baskets comes from a different African country. Write the name of the country under the basket you think it came from. Choose from these countries:

Botswana, Burkina Faso, Ghana, Zimbabwe



2. Did you know these facts about Africa? Underline names of African countries.

- There are 53 countries in Africa and more than 1,000 languages are spoken there.
- In Zambia and Zimbabwe one tenth of the whole population are orphans.
- Around 800 million people live in Africa. (About 303 million live in the US.)
- Africa is one of the poorest continents. Many children don't go to school because they don't have enough money for school fees or if school is free they can't afford uniforms, shoes and books.
- Sickness and disease is common in Africa. Many children die each day because of a disease called malaria in countries like Angola, Tanzania, and Equatorial Guinea.
- Nigeria is the most populated country in Africa.
- The world's biggest frog, the Goliath frog, is found in Cameroon.
- South Africa has a penguin colony.
- The largest seal colony in the southern hemisphere is in Namibia.
- Madagascar is the home of the worlds largest, as well as the smallest, chameleons.
- The Nile is the longest river in the world, flowing in Uganda, Ethiopia, Sudan, Egypt.

3. If someone were to give you a basket from Africa, where would you like it to be from? Why? Will you pray that the girls in that country will be able to go to school?

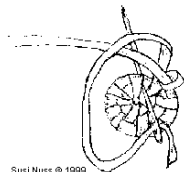
Baskets in Africa

Lesson 2: (Girls)

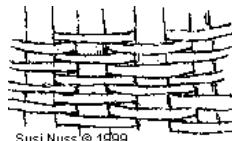
1. Baskets are made many different ways. One way is **Plaiting**, where braids of wood strips, reeds, grasses, roots, or manmade materials are woven into many different patterns at right angles. The weave may be open or closed.
2. The second method is called **Coil-sewn**. It involves sewing a thin continuous coil of grass, palm leaf, raffia, or similar fiber spirally on itself. Some coil baskets are so tightly sewn that they can be used for containers of liquid, because the fibers become watertight when they have swelled.
3. **Woven** baskets are a third type. These baskets are made by weaving pliable materials in and out around more rigid uprights or “spokes”.
4. A fourth method called **Twined** basketry involves encircling uprights in parallel rows above a foundation.



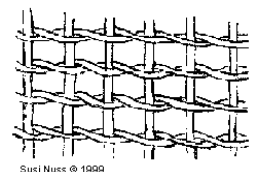
Plaiting



Coil-sewn



Woven



Twined

4. Look at several different baskets. Can you tell what kind of weave it is?
5. Women in Africa often form mini-companies to make and sell baskets to have money to take care of their families. These women are holding baskets they made. Will you pray that parents in Africa will have the money they need to buy their children clothes and medicine?



Baskets in Africa

Lesson 3: (Girls)

1. Which of these facts surprises you the most?

Both men and women make baskets in Africa.

Basket making is an art form passed down from generation to generation.

Baskets are often given as gifts to symbolize long and happy life.

Symbols are important in basket designs:  Good news  Men  Women

Which basket would you give to a man? A woman? A couple who is getting married?



2. Africans make baskets from a variety of materials. Check the people groups you are familiar with and underline the materials they use for basket making:

Zulus of South Africa use ilala palm or recycled telephone wire to make baskets

The Tonga people of Zimbabwe use wild grasses and reeds

The Orono weavers from Ethiopia incorporate leather in their baskets

Weavers in Swaziland use sisal leaves which are very strong and durable

The Frafra people of Ghana use twisted elephant grass straw to make baskets

The Maasai people of Burundi use beads in their baskets

The Kuba people of Zaire make uniquely shaped baskets of raffia

Rwandans design baskets out of banana leaves

The Tonga people of Zambia make baskets out of malala palm leaf strips

3. Several countries listed above have suffered from wars. Many children have been separated from their parents or been injured because of violence. Will you pray that the children of Africa will be safe?

Baskets in Africa

Lesson 4: (Girls)

1. Which of the following uses of baskets do you think are true in Africa?

- Carrying food
- Storing liquids
- Transporting goods on the back of a donkey or bicycle
- Steaming vegetables
- Being used for weddings or other ceremonies
- Drying fruits or fish



These women are catching fish with giant baskets in the Zambezi River in Zambia.

2. Years ago the mighty Zambezi River was a limitless source of fish -- tigerfish, kilifish and the great Vundu catfish. Today, fishing is threatened because too many people live too close to the river and because of agricultural practices, water pollution, over-fishing and deforestation - clearing the land of too many trees.

3. Children in Zambia are hungry, partly because there are fewer fish to catch and eat. They are also hungry because of drought. Crops do not grow when there is no rain. No rain also means no water for drinking and washing. Will you pray that God will provide food for children in Africa and clean water?

4. What are three things you have learned about baskets or Africa?

5. How has your thinking changed because of this badge?

Baskets in Africa

Lesson 1: (Counselor)

1. Each of these baskets comes from a different African country. Write the name of the country under the basket you think it came from. Choose from these countries:

Botswana, Burkina Faso, Ghana, Zimbabwe



Botswana



Ghana



Zimbabwe



Burkina Faso

2. Did you know these facts about Africa? Underline names of African countries.

- There are 53 countries in Africa and more than 1,000 languages are spoken there.
- In Zambia and Zimbabwe one tenth of the whole population are orphans.
- Around 800 million people live in Africa. (About 303 million live in the US.)
- Africa is one of the poorest continents. Many children don't go to school because they don't have enough money for school fees or if school is free they can't afford uniforms, shoes and books.
- Sickness and disease is common in Africa. Many children die each day because of a disease called malaria in countries like Angola, Tanzania, and Equatorial Guinea.
- Nigeria is the most populated country in Africa.
- The world's biggest frog, the Goliath frog, is found in Cameroon.
- South Africa has a penguin colony.
- The largest seal colony in the southern hemisphere is in Namibia.
- Madagascar is the home of the worlds largest, as well as the smallest, chameleons.
- The Nile is the longest river in the world, flowing in Uganda, Ethiopia, Sudan, Egypt.

3. If someone were to give you a basket from Africa, where would you like it to be from? Why? Will you pray that the girls in that country will be able to go to school?

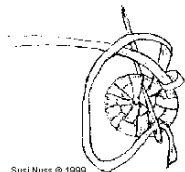
Baskets in Africa

Lesson 2: (Counselor)

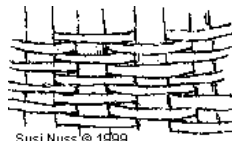
1. Baskets are made many different ways. One way is **Plaiting**, where braids of wood strips, reeds, grasses, roots, or manmade materials are woven into many different patterns at right angles. The weave may be open or closed.
2. The second method is called **Coil-sewn**. It involves sewing a thin continuous coil of grass, palm leaf, raffia, or similar fibre spirally on itself. Some coil baskets are so tightly sewn that they can be used for containers of liquid, because the fibers become watertight when they have swelled.
3. **Woven** baskets are a third type. These baskets are made by weaving pliable materials in and out around more rigid uprights or “spokes”.
4. A fourth method called **Twined** basketry involves encircling uprights in parallel rows above a foundation.



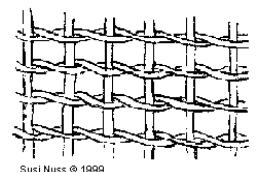
Plaiting



Coil-sewn



Woven



Twined

4. Look at several different baskets. Can you tell what kind of weave it is? **(Bring baskets from home to examine.)**
5. Women in Africa often form mini-companies to make and sell baskets to have money to take care of their families. These women are holding baskets they made. Will you pray that parents in Africa will have the money they need to buy their children clothes and medicine?



Baskets in Africa

Lesson 3: (Counselor)

1. Which of these facts surprises you the most?

___ Both men and women make baskets in Africa.

___ Basket making is an art form passed down from generation to generation.

___ Baskets are often given as gifts to symbolize long and happy life.

___ Symbols are important in basket designs:  Good news  Men  Women

Which basket would you give to a man? A woman? A couple who is getting married?



Woman



Man



Couple

2. Africans make baskets from a variety of materials. Check the people groups you are familiar with and underline the materials they use for basket making:

___ **Zulus** of South Africa use ilala palm or recycled telephone wire to make baskets

___ The **Tonga** people of Zimbabwe use wild grasses and reeds

___ The **Orono** weavers from Ethiopia incorporate leather in their baskets

___ Weavers in Swaziland use sisal leaves which are very strong and durable

___ The **Frafra** people of Ghana use twisted elephant grass straw to make baskets

___ The **Maasai** people of Burundi use beads in their baskets

___ The **Kuba** people of Zaire make uniquely shaped baskets of raffia

___ Rwandans design baskets out of banana leaves

___ The **Tonga** people of Zambia make baskets out of malala palm leaf strips

3. Several countries listed above have suffered from wars. Many children have been separated from their parents or been injured because of violence. Will you pray that the children of Africa will be safe?

Baskets in Africa

Lesson 4: (Counselor)

1. Which of the following uses of baskets do you think are true in Africa? **(All are true.)**

- ___ Carrying food
- ___ Storing liquids
- ___ Transporting goods on the back of a donkey or bicycle
- ___ Steaming vegetables
- ___ Being used for weddings or other ceremonies
- ___ Drying fruits or fish



These women are catching fish with giant baskets in the Zambezi River in Zambia.

2. Years ago the mighty Zambezi River was a limitless source of fish -- tigerfish, kilifish and the great Vundu catfish. Today, fishing is threatened because too many people live too close to the river and because of agricultural practices, water pollution, over-fishing and deforestation - clearing the land of too many trees.

3. Children in Zambia are hungry, partly because there are fewer fish to catch and eat. They are also hungry because of drought. Crops do not grow when there is no rain. No rain also means no water for drinking and washing. Will you pray that God will provide food for children in Africa and clean water?

4. What are three things you have learned about baskets or Africa?

(Design a word web diagram by writing all the facts the girls can remember around the title, "Africa" or "Baskets in Africa." Draw lines to connect facts that go together.)

5. How has your thinking changed because of this badge?

(Encourage the girls to think about how their attitude about prayer or Africa may have changed.)